



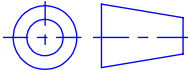


B01C-650-F
Bore dia - 63mm
Piston dia - 40mm
Full stroke -50mm
Lock cyl.area - 31.15cmsq

Surface Finish																	ZONE	SCALE	1:1			
Ra Value µm	0.025	0.05	0.1	0.2	0.4	0.6	0.8	1.0	1.2	1.6	2.0	2.5	50	100				MATERILAS	---			
Ra Symbol	N1	N3	N2	N4	N5	N6	N7	N8	N9	N10	N11	N12						GROUP No:—		WEIGHT		
																		Block		Wt.Kgs		
			DESCRIPTION													Qty.		Casting/forging/ welding drg.no				
Drawn	Prabhakar		DESCRIPTION																			
Checked	Prabhakar		B01C-650-F Block cylinder													01		Drawing NO				
Approved	19/09/21																					
Date	19/09/21																					
Clamping elements type			CLASP BANGALORE-72													SHEET: 1 of 1		Sheet No: 1/1				

General Tolerance where not specified									
Liner - length or Diameter					Angular-length of shoter side of the angle				
0.5-6	6-30	30-120	120-315	315-1000	1000-2000	Upto 6	6-30	30-120	120-400
±0.1	±0.2	±0.3	±0.5	±0.8	±1.2	±1°	±30°	±10°	±20°